



FIRE SUPPRESSION

CP MINING
SOLUTIONS

PRI-SAFETY



Kitchens

pg1



Mining machines

pg2



Electrical equipment

pg3



Vehicles

pg4



Tube Type

pg5

Wet Chemical Automatic Fire Suppression System For Kitchen



Key Features:



Heated start, no electricity



With pressure switch, shut off LPG valve automatically



Simple installation and maintenance



Suitable for different kitchen sizes



Small size, applied to the relatively closed space

Technical Specifications

Volume	2L, 6L, 9L, 12L, 15L, 20L, 25L, or customized capacity
Fire agent	Wet Chemical
W.P / T.P	14Bar / 27Bar
Cylinder Material	SS304 or St12 red painting
Certification	CE0036
Package	Good quality carton

Product Activated Principle:

Step1: Detection tube ruptures to a hole when the temperature reach 140°C.

Step2: The resulting drop in pressure causes the head valve to be activated.

Step3: The head valve open, and the agent wet chemical discharge through the tube to the spray nozzles.

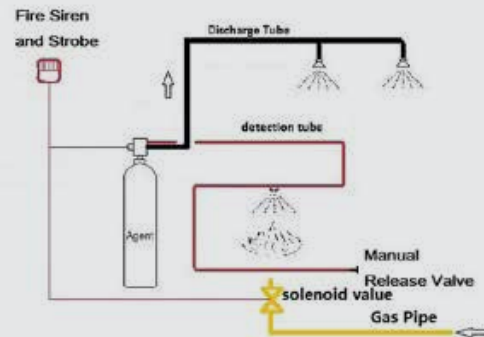
Step4: Wet chemical cover the fire area and extinguish the fire quickly and thoroughly.

This system is totally automatic.

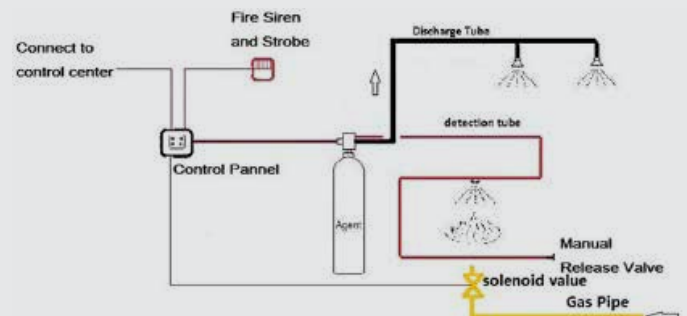
Approvals: 

Product Application

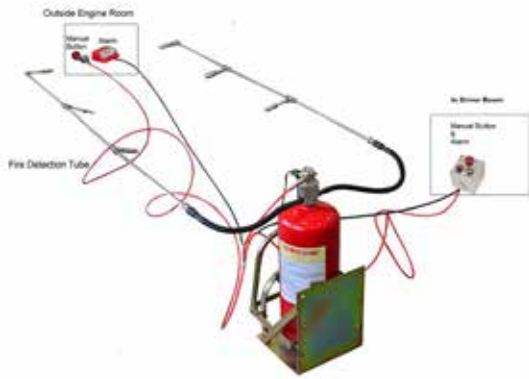
Wet chemical automatic fire suppression system for kitchen with fire siren and strobe:



Wet chemical automatic fire suppression system for kitchen with control panel, fire siren and strobe (complete system):



Mining Machine Automatic Fire Suppression Systems



Key Features:



Completely automatic



Heated start, no electricity



Simple installation and maintenance



Suitable for Heavy duty Mining Machine



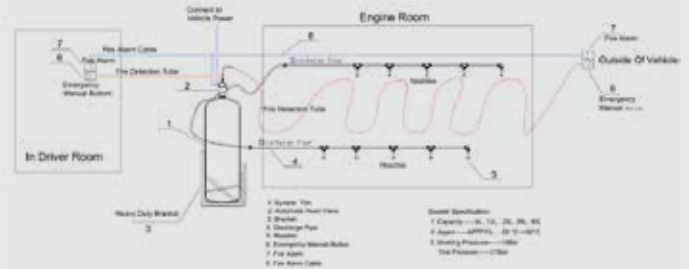
Systems are filled with clean, environmentally friendly agents

Technical Specifications

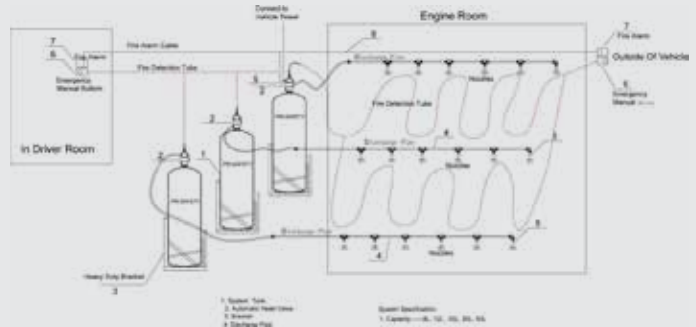
Capacity	6L, 9L, 12L, 20L, 25L, 50L
Agent	3% AFFF Foam, FM200, or Dry Powder
Working Pressure	4Bar
Test Pressure	27Bar
Activated Temperature	140°C
Certification	CE

Product Application

Single bottle:



Two or three bottles:



Product Activated Principle:

Step 1: Detection tube ruptures to a hole when temperature reaches 140°C (or pushing the manual button of detection tube), and release pressure through the hole.

Step 2: The resulting drop in pressure causes the head valve to be activated. At the same time the fire alarm is activated.

Step 3: Valve opens and agent discharges through the discharge tube to the spray nozzles.

Step 4: Agent covers the area and suppresses the fire quickly and thoroughly.

This system activation is totally automatic and independent of electricity

Approvals:

Indirect Type FM200 Automatic Fire Suppression Systems For Electric Equipment



Key Features:



Full-automation heating start, no electricity



High effectively



Simple Installation and maintenance



Suitable for electric equipment



Refillable

Technical Specifications

Capacity	1kg, 2kg, 3kg, 4kg, 6kg, 9kg, 12kg, 15kg, 20kg
Agent	FM200
Working Pressure	14Bar
Test Pressure	27Bar
Activated Temperature	140°C or 160°C
Certification	CE0036

Product Activated Principle:

Step 1: Detection tube ruptures to a hole when temperature reaches 140°C or 160°C (or pushing the manual button of detection tube), and release pressure through the hole.

Step 2: The resulting drop in pressure causes the head valve to be activated.

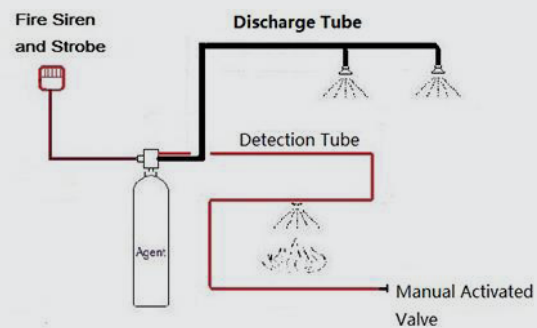
Step 3: Valve was opened and agent was discharged through the discharge tubing to the nozzles.

Step 4: Agent covering the area and suppressing the fire quickly and thoroughly.

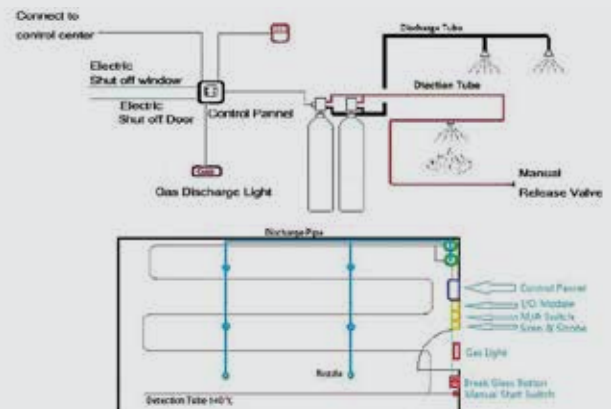
This system is totally automatic and is totally independent of electricity.

Product Application

FM200 Automatic System with fire siren and strobe:



FM200 Automatic System with complete system:




Approvals:

Indirect Type AFFF Foam Automatic Fire Suppression System For Vehicle Engine Room



Key Features:



Heated start, full-automation without electricity depend




Apply to the relatively closed space effectively



Simple to installation and maintenance



Indirect type system suitable for relatively large space engine room



Alarm system can be added depend on requirements

Technical Specifications

Capacity	1L, 2L, 3L, 4L, 6L, 9L, 12L, support customization
Agent	3% AFFF Foam
Working Pressure	14Bar
Test Pressure	27Bar
Activated Temperature	140°C ± 5°C
Fire Class	A and B class
Certification	CE0036

Product Activated Principle:

Step1: Detection tube ruptures to a hole when the temp reach to 140°C.

Step2: The resulting drop in pressure causes the head valve to be activated.

Step3: The head valve open, and the agent discharge through the tube to the spray nozzles.

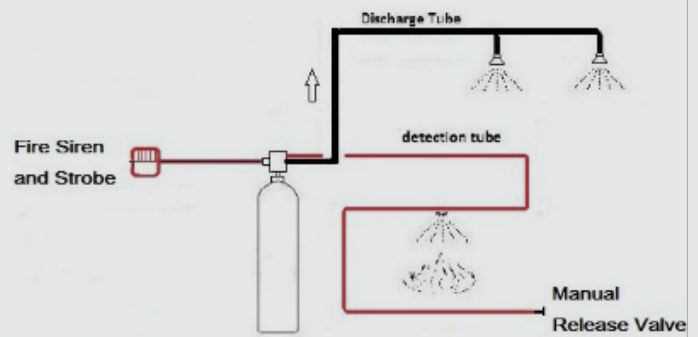
Step4: Agent cover the fire area and extinguish the fire quickly and thoroughly.

This system is totally automatic. Suitable for large space. Such as truck, bus, yacht engine room.

Approvals:

Product Application

Indirect type system for vehicle engine room with alarm system:



Tube Type Automatic Fire Suppression for enclosed spaces ie; engine compartments, electrical panels etc.



Key Features:

1. Easy installation
2. Clean agent FE-36 or FM200
3. Non toxic, harmless to humans
4. Environmentally friendly
5. Small volume



How it works:

PRI-SAFETY Tube Type Fire Suppression system is a special polyamide tube with a compressed gas-extinguishing agent, FM200 (HFC-227ea) or FE-36 (HFC-236fa) also called Heptafluoropropane or Hexafluoropropane. The tube comes at the length required and is 18mm in outer diameter.

When temperatures reach 120 °C (±10°C), the softened tube bursts one round hole to release the extinguishing agent and extinguishes the fire in a very short time.

Technical Specifications

Code	TFS-02.5	TFS-05
Length x diameter	2,5m x 18mm	4m x 18mm
Agent Capacity	475g ±5%	950g ±5%
Agent Type	FM200 (HFC-227ea) or FE-36 (HFC-236fa)	
Material	Polyamide tube	
Burst Temperature	120 °C (±10°C)	
Working Temperature	-30°C – +80°C	
Shelf life of system	3 – 5 years	

Installation:

Step 1: Open the box, cut the cable ties carefully, don't damage the tube.

Step 2: The packing kits include the cable ties and tube clamps (with rubber lining). Use both or just one to fix the tube in the protected enclosed space.

Step 3: Don't use metal fastening material for installation (steel clamp, metal wire etc). The installation shape according to the space, ensure it can protect the entire space.

Step 4: Don't place too close to the high temperature parts of the engine.

Step 5: The minimum bending Radius; 250mm

Maintenance:

PRI-SAFETY Tube type Fire systems doesn't need any special maintenance.

Only a visual inspection checking that:
 The pressure gauge is in the green zone each month
 The tube is fixed well each month
 The tube was not damaged by something
 The tube is in good working condition

Approvals: 



SALES

Email: sales@crminingsolutions.co.za

Tel: +27 12 731 1014

Cell: +27 82 573 7433